

→ Canadian Product Catalog  
Emergency Lighting





# Solutions for Emergency Lighting Applications

*A leading developer of innovative technologies.*

**P**hilips Bodine CSA Certified fluorescent emergency ballasts are compatible with electronic, standard, energy-saving and dimming AC ballasts and operate most single and bi-pin fluorescent lamps, including U-shaped, HO, VHO, circline and energy-saving, and most 4-pin long compact fluorescent lamps. These emergency ballasts are suitable for factory or field installation and produce up to 1400 lumens initial light output.

## REDiTEST® B50ST


Self-testing/self-diagnostic fluorescent emergency ballast automatically tests emergency operation for 30 seconds every 30 days and for 90 minutes annually. (120/277 VAC)


## B50-CAN

Works in conjunction with an AC ballast and one or two T8 - T12 lamps to provide at least 90 minutes of emergency lighting when normal power fails. (120/347 VAC)

## BHD650-CAN

Suitable for Class I, Division II type fixtures and provides at least 90 minutes of emergency lighting when normal power fails. Applications include hazardous locations and drilling rigs where generators are the primary source of power. (120/347 VAC)  
**For factory installation only.**

 Our solid commitment to research and development and to solution-driven product design has made Philips Emergency Lighting a leader in the lighting industry.



*Philips Bodine fluorescent emergency ballasts provide instant backup lighting when normal power fails.*

## B70A-CAN

Works in conjunction with an AC ballast and one 17-215 W (2' - 8') T8 - T12 lamp to provide at least 90 minutes of emergency lighting when normal power fails. The emergency ballast provides two hours of emergency lighting with one 17-32 WT8 or 20-40 WT10 or T12. (120/347 VAC)

## B90-CAN

Works in conjunction with an AC ballast and one 17-40 W (2' - 4') T8 - T12 lamp to provide at least 90 minutes of emergency lighting when normal power fails. (120/347 VAC)

## B100-CAN

Works in conjunction with an AC ballast and one 17-40 W (2' - 4') T8 - T12 lamp to provide at least 90 minutes of emergency lighting when normal power fails. (120/347 VAC)

*Philips Emergency Lighting excels in developing innovative, award-winning technologies that solve emergency and specialty lighting problems.*




## Compatibility for Compacts.

### Ballasts for Compact Fixtures.

**P**hilips Bodine CSA Certified compact fluorescent emergency ballasts are compatible with electronic, standard, energy-saving and dimming AC ballasts and operate most 4-pin compact fluorescent lamps, including twin-tube, double twin-tube (quad), triple twin-tube, long compact and 2D lamps. These emergency ballasts are suitable for factory or field installation. The most commonly used compact model, the B94C-CAN (4-pin), produces up to 750 lumens initial light output.

#### B94C-CAN

Works in conjunction with one 13-42 W or two 13-39 W (4-pin) twin, quad or triple twin-tube compacts to provide at least 90 minutes of emergency lighting when normal power fails. (120/347 VAC)



*Philips Bodine emergency ballasts use a specially constructed, high-temperature nickel-cadmium battery that requires no maintenance and has a life expectancy of seven to 10 years.*



# Unite Form & Function.


*Have it all with the LP Series for Low-Profile fixtures.*


With the **LP™ Series** Low-Profile Fluorescent Emergency Ballasts, you can have it all – architecturally demanding fixture design and reliable, code-compliant emergency lighting. The **LP Series** combines performance, quality and high-lumen output into a low-profile unit that transforms new and existing standard and high-output T5 and T8 fixtures into unobtrusive emergency lighting. The **LP Series** is ideal for pendant, cove, recessed indirect/direct, surface-mount and other architectural or space-limited lighting applications.

*LP Series emergency ballasts are compatible with electronic, standard, energy-saving and dimming AC ballasts.*


## LP600

Designed for space-limited or design-sensitive fixtures. It works with one standard or high-output T5 or T8 lamp to provide at least 90 minutes of emergency lighting. The LP600 is suitable for damp locations and sealed & gasketed fixtures. Dimensions: 546 mm L x 30 mm H x 30 mm W. CSA Certified (120/277 VAC)



 Technological advancements in fluorescent lamp and electronic ballast designs have led to the development of innovative, space-saving fluorescent fixtures. The **LP™ Series** low-profile fluorescent emergency ballasts accommodate such fixtures.



 Recommended uses include office buildings, retail outlets, hospitality spaces, healthcare establishments and any other location where aesthetics is a concern.



# A Better Solution to HID Arc Loss.

*Breakthrough technology for metal halide lighting.*

**A**RC Keeper® HID Backup Ballasts for pulse-start and probe-start metal halide lamps detect power line disturbances and then catch and maintain the lamp arc for up to two minutes, preventing lamp arc extinction. Two minutes is generally enough time for a disturbance to pass or for an auxiliary generator to begin supplying power to the lamp. Because the **ARC Keeper** supports the lamp, arc extinction and restrike can be avoided. CSA Certified, UL Listed, 120/277 VAC



### ARC Keeper® Models

- ▶ Reduce lighting downtime in HID metal halide environments
- ▶ Provide a better solution to arc loss than quartz restrike lamps
- ▶ Provide high illumination during transition to generators
- ▶ Offer calculable egress lighting based on fixture photometrics
- ▶ Can be remote mounted to provide outdoor egress lighting



▶ Recommended applications include grocery stores, department stores, warehouses, hangars, gymnasiums, sports arenas and other similar locations where metal halide lighting is in use.

Probe-Start Models  
Pulse-Start Models (new)





Model	Function	Dual Input Voltage	
<b>AK175PRB</b>	Maintains the arc with one 175 W or energy-saving 150 W metal halide probe-start lamp	120 VAC, 600 mA, 6 W	277 VAC, 800 mA, 10 W
<b>AK250PRB</b>	Maintains the arc with one 250 W or energy-saving 225 W metal halide probe-start lamp	120 VAC, 600 mA, 6 W	277 VAC, 800 mA, 10 W
<b>AK400PRB</b>	Maintains the arc with one 400 W or energy-saving 360 W metal halide probe-start lamp	120 VAC, 310 mA, 4 W	277 VAC, 320 mA, 4 W
<b>AK400PRB-SP</b>	For use with installations not providing an unswitched line	120 VAC, 310 mA, 4 W	277 VAC, 320 mA, 4 W
<b>AK400PLS</b>	Maintains the arc with one 200 to 400 W metal halide pulse-start lamp	120 VAC, 500 mA, 6 W	277 VAC, 500 mA, 9 W
<b>AK400PLS-208V</b>	Maintains the arc with one 200 to 400 W metal halide pulse-start lamp	120 VAC, 500 mA, 6 W	208 VAC, 500 mA, 9 W
<b>AK400PLS-240V</b>	Maintains the arc with one 200 to 400 W metal halide pulse-start lamp	120 VAC, 500 mA, 6 W	240 VAC, 500 mA, 9 W
<b>AK175SPLS</b>	Maintains the arc with one 100 to 175 W metal halide pulse-start lamp	120 VAC, 500 mA, 6 W	277 VAC, 500 mA, 9 W
<b>AK175SPLS-208V</b>	Maintains the arc with one 100 to 175 W metal halide pulse-start lamp	120 VAC, 500 mA, 6 W	208 VAC, 500 mA, 9 W
<b>AK175SPLS-240V</b>	Maintains the arc with one 100 to 175 W metal halide pulse-start lamp	120 VAC, 500 mA, 6 W	240 VAC, 500 mA, 9 W



# Why Use Fluorescent Emergency Ballasts?

*Emergency lighting you'll never see ... until you need it.*

## Fluorescent Emergency Ballasts:

-  Complement original architectural & lighting design
-  Produce light that looks like normal lighting
-  Help deter vandalism because of their inconspicuous placement in or near the fixture
-  Require little installation time, a time- and money-saving feature

## Fluorescent vs Wall Mount Unit

Price comparisons are based on Canadian dollars.

	Fluorescent	Wall Mount
Product	<b>Bodine B50CAN:</b> (1350 lumens initial light output)	<b>Two Headed Emergency Lighting Unit</b> (two 12 W incandescent lamps)
Code Spacing	40-50 feet	20-25 feet
Unit Cost	\$175 per unit	2 units x \$100 = \$200
Installation Cost	\$35	2 x \$35 = \$70
Total Installed Cost	\$210	\$270
Warranty	5 years	1 year typical (excluding lamps)



The conspicuous installation of the wall mount unit may attract vandals. Units may not properly illuminate the egress path because of improperly aligned emergency heads (lamps) or emergency heads that have been tampered with by vandals.



For more information or the name of your local Bodine representative, please call **1-800-223-5728**.

Model	Lumen Output	1-Lamp Wattage	2-Lamp Wattage	Types of Lamps Operated	Ballast Dimensions (L x W x H)	Mounting Center	Full Warranty (Years)
<b>B50ST*</b>	1100-1400	17 - 215 W	17 - 40 W	(2'-8") T8, T9, T10 or T12; (4-pin) long compact	339 mm X 60 mm X 38 mm (13.3" X 2.4" X 1.5")	325 mm (12.8")	5
<b>B50-CAN</b>	1100-1400	17 - 215 W	17 - 40 W	(2'-8") T8, T9, T10 or T12; (4-pin) long compact	339 mm X 60 mm X 38 mm (13.3" X 2.4" X 1.5")	325 mm (12.8")	5
<b>BHD650-CAN</b>	600-700	17 - 215 W	17 - 40 W	(2'-8") T8, T10 or T12; (4-pin) long compact	238 mm X 67 mm X 38 mm (9.4" X 2.6" X 1.5")	226 mm (8.9")	3
<b>B70A-CAN</b>	600-700	17 - 215 W	NA	(2'-8") T8, T10 or T12; (4-pin) long compact	238 mm X 60 mm X 38 mm (9.4" X 2.4" X 1.5")	226 mm (8.9")	3
<b>B90-CAN</b>	500-600	17 - 40 W	NA	(2'-4") T8, T9, T10 or T12; (4-pin) long compact	238 mm X 60 mm X 38 mm (9.4" X 2.4" X 1.5")	226 mm (8.9")	1
<b>B100-CAN</b>	350-450	17 - 40 W	NA	(2'-4") T8, T9, T10 or T12; (4-pin) long compact	238 mm X 60 mm X 38 mm (9.4" X 2.4" X 1.5")	226 mm (8.9")	1
<b>B94C-CAN</b>	300-750	13 - 42 W	13 - 39 W	(4-pin) twin, quad or triple twin-tube	238 mm X 60 mm X 38 mm (9.4" X 2.4" X 1.5")	226 mm (8.9")	2
<b>LP600*</b>	600-1325	14 - 55 W	NA	Standard or HO T5 or T8	546 mm X 30 mm X 30 mm (21.5" X 1.18" X 1.18")	536 mm (21.1")	5

Model	Function	VAC Options	Dimensions	Full Warranty (Years)
<b>AK400PLS</b>	Maintains the arc with one 200 - 400 W metal halide pulse-start lamp	120Z77; 120Z08; 120Z40	311 mm X 184 mm X 44 mm (12.25" X 7.25" X 1.75")	5
<b>AK175PLS</b>	Maintains the arc with one 100 - 175 W metal halide pulse-start lamp	120Z77; 120Z08; 120Z40	311 mm X 184 mm X 44 mm (12.25" X 7.25" X 1.75")	5
<b>AK400PRB</b>	Maintains the arc with one 400 or 360 W metal halide probe-start lamp	120Z77	311 mm X 184 mm X 44 mm (12.25" X 7.25" X 1.75")	5
<b>AK400PRB-SP</b>	For use with installations not providing an unswitched line	120Z77	311 mm X 184 mm X 44 mm (12.25" X 7.25" X 1.75")	5
<b>AK250PRB</b>	Maintains the arc with one 250 or 225 W metal halide probe-start lamp	120Z77	311 mm X 184 mm X 44 mm (12.25" X 7.25" X 1.75")	5
<b>AK175PRB</b>	Maintains the arc with one 175 or 150 W metal halide probe-start lamp	120Z77	311 mm X 184 mm X 44 mm (12.25" X 7.25" X 1.75")	5

\*B50ST and LP600 120Z77 VAC only

CAN Series emergency ballasts are compatible with electronic, standard, energy-saving and dimming AC ballasts. Bodine also offers a select group of 120Z77 VAC products that are both CSA Certified and UL Listed. This group includes the B50ST, B50-CAN, B70A-CAN, B90-CAN and B100-CAN.



All models are **CSA Certified** C22.2-141 "Unit Equipment Emergency Lighting" and backed by a full warranty (not pro-rata).

**Emergency lighting** you'll never see.....



**Until you need it.**

